

Massive Open Online Course (MOOC) **Erasmus+ Funding Opportunities for Youth**

16 October – 20 November 2017

Laimonas Ragauskas (Facilitator)
Nerijus Kriauciunas (Facilitator)

Final Report

This report is based on the following sources:

- Questionnaires filled in by participants before, during and at the end of the course
- Feedback from participants posted at the course forum discussions
- The list of participants by countries

1. GENERAL INFORMATION

This is the report of the 4th edition of Massive Open Online Course (MOOC) about Erasmus+ funding opportunities for youth. The landscape of online learning offers for youth workers in Europe is changing rapidly, with increasing amount of online courses becoming available for youth workers to develop their knowledge and understanding. This MOOC keeps being a good practice example of online learning about Erasmus+ opportunities.

In total 2595 participants enrolled into this course, of which 464 (18%¹) completed the minimum required modules and received their Youthpass certificate. Course participants completed in total 2727 modules, which is on average 3 modules per 1 active learner. The course site has attracted 300 109 page views by enrolled students and 14324 participation actions

- 886 learners completed Module 1: Introduction to Erasmus+: Youth in Action
- 487 learners completed Module 2: Key-action 1 - Youth Exchanges
- 389 learners completed Module 3: Key-action 1 – International volunteering activities
- 357 learners completed Module 4: Key-action 1 - Mobility of youth workers
- 346 learners completed Module 5: Key Action 3 - Structured Dialogue
- 483 learners completed Module 6: Application form
- All together participants and facilitators made 1497 posts in 26 discussion forums
- Learners generated 5690 quiz submissions to complete 12 quizzes
- [YouTube channel](#) of this MOOC received more than 23 401 views in the last 3 months between 1st Sep. and 1st Dec. 2017

Majority of participants who completed the course were coming from Erasmus+ Programme (84%) and Partner countries (13%). 3% of participants were from the other continents promoting European dimension beyond “borders” of Europe.

The participants came from the following countries:

Albania, Armenia, Aruba, Austria, Belarus, Belgium, Bosnia and Herzegovina, Bulgaria, Croatia, Cyprus, Czech Republic, Ecuador, Egypt, Estonia, Finland, France, Georgia, Germany, Greece, Hungary, India, Ireland, Israel, Italy, Kosovo, Latvia, Lebanon, Libya, Lithuania, Macedonia (FYROM), Malaysia, Malta, Moldova, Montenegro, Netherlands, Nigeria, Norway, Palestine, Philippines, Poland, Portugal, Romania, Russian Federation, Serbia, Slovak Republic, Slovenia, Spain, Sweden, Tanzania, Tunisia, Turkey, Ukraine, United Kingdom and Vietnam.

In **Annex no. 1**, please find the number of participants distributed per countries who completed the course and were issued Youthpass Certificate. Contacts of participants may be requested from MOOC organisers, moocyouth@gmail.com.

Annex no. 2 provides branded MOOC design elements and print screens of how MOOC was delivered.

The 4th edition of this MOOC is coordinated by the Agency of International Youth Cooperation (Lithuania) and National Agencies of Erasmus+ Youth from Croatia, Estonia, Germany, Hungary, Italy Liechtenstein and Spain.

¹ On average, MOOC completion rate is reaching up to 10%.

This edition of MOOC had additional content for modules 1,2,3 and 4, focusing on cooperation with partner countries from the EU neighbouring regions. NGO “Nectarus” was contracted to coordinate preparation and implementation of the 4th edition, keeping the same facilitators Laimonas Ragauskas and Nerijus Kriauciunas on board.

Creative media production company StepDraw was outsourced for creating videos on cooperation with partner countries from the EU neighbouring regions.

2. ACCESS TO THE COURSE CONTENT

The participants who enrolled to the course can access all the content (except quizzes and discussions are locked for input) any time they wish.

Course videos and text transcripts of videos are available on the following websites:

- SALTO Participation and Information RC hosts videos and report from previous editions of this MOOC: <https://www.salto-youth.net/rc/participation/mooc-erasmusplus/>
- Youtube channel of the MOOC with the video playlists organised according the modules of the course: <https://www.youtube.com/channel/UCBA7I7XjM4C6kWqxAg8MI8w>
- MOOCyouth Facebook page which hosts videos organised according the modules of the course: <https://www.facebook.com/moocyouth>

The course organisers can grant individual access to the staff of the National Agencies and SALTO centre to have an inside view of the course on Canvas.net platform. Please, contact: moocyouth@gmail.com

3. AIMS AND OBJECTIVES: ARE THEY MET?

The learning objectives of MOOC on Erasmus+ Funding Opportunities for Youth:

- Learn philosophy of the Erasmus+ Youth in Action programme and the youth work sector: objectives, priorities, target groups
- Learn diverse opportunities for international mobility projects funded by Erasmus+ Youth in Action programme
- Understand how to set up a good quality mobility project for youth or youth workers
- Discover youth participation approaches and Structured dialogue
- Get ready for applying for the financial support of Erasmus+ Youth in Action programme.
- Create space for networking and building distributed knowledge about Erasmus+ Youth

The participants' feedback in the discussion forums on-line showed that they were mostly happy about the course structure and content. Many of them stated that they could learn and understand the opportunities offered by the Erasmus+ programme. They also appreciated given free choice by the MOOC structure and content to learn specially about opportunities, which interest them. This can be observed in the statistics of number of people who chose to complete Module 1, 2 and 3 focusing on specific sub-action of Key-action 1.

The facilitators' team collected few of the many participants' feedback illustrating their learning outcomes and readiness to implement Erasmus+ projects:

Asya Evloeva:

“Before I joined this course, it had been a total mess in my head how to do such projects and not miss anything. But now, when I understand the whole process, it seems that I can do projects without wasting a lot of time on asking people to help me with submitting, filling forms, etc.”

Maria do Céu Simões Almeida Marques:

“Our ENGO already work with the Erasmus + programme and we have developed projects for young people. However, this course provides very useful information in a clear and organized way.”

Bohdan Prokhorov:

“All the sections were useful, but for me Structured Dialogue was the true discovery. And now I'm aware of the great opportunities under KA3.”

Etleva Zgjanjulli:

“With the evolving of technology, I find online training much more comfortable regarding time management, and much more reachable to people.”

Ivana Kovačević:

“Very good online course, with interesting knowledge evaluation through quizzes. Although you can take it as many times as you want it forces you to do everything right because of it's simplicity, and to repeat what you have just read several times.”

Dinc Saraykoylu:

“This was the most useful online course I have joined. During the modules, I have found out what I have done wrong and lost points in my projects. I will follow the platform for my next online courses and up to now I have invited 7 friends to that course.”

This course created new networking opportunities. Participants could take part in forum discussions facilitated by the 2 facilitators of this MOOC. In total, there were made 1497 posts enabling participants to share content related ideas, ask questions, express their partnership interests, provide with feedback. We received the suggestion to make the sharing in smaller groups to create more intimate experience and enable more in-depth discussions.

This course also promoted various on-line resources that were developed and are used in European youth work field. SALTO-YOUTH.net tools (e.g. Training Calendar, Toolbox, Otlas Partner-finding tool) were integrated into the contents of this MOOC. Inclusion for All booklets, T-kits, Youth Exchange Guide and other educational publications were promoted throughout the course. Many of participants especially highlighted that T-kits were new to them.

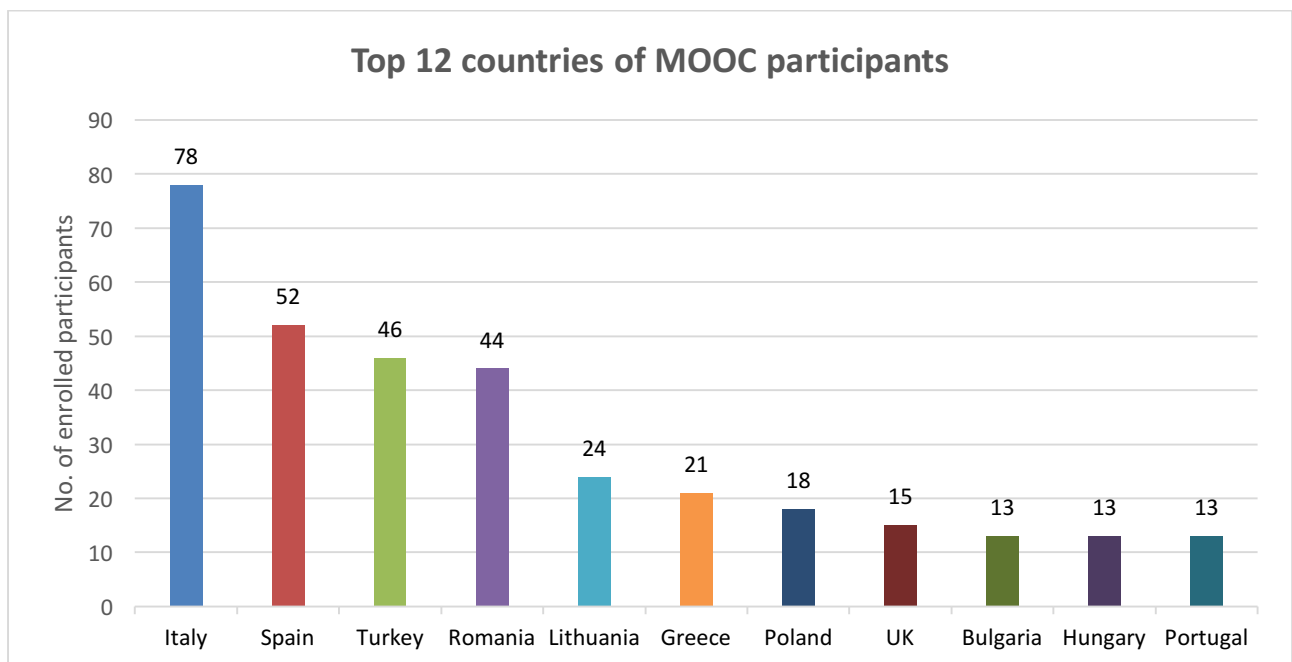
The MOOC Facebook group (<https://www.facebook.com/groups/MOOCyouth/>) continued to support further opportunities for networking and sharing knowledge. After the 3rd edition of MOOC there were 3130 members in this group. After the 4th edition of MOOC there are more than 3420 members

On the Facebook group, there is a lot of sharing going on, not only about Erasmus+ but about all kinds of international opportunities to study, take internships, participate in exchange programmes, campaigns and other activities.

4. TARGET AUDIENCE

541 participants responded to optional “Welcome survey” providing information for general statistics. We know from the analytics that it is not entire group as there were 2594 enrolled learners and 969 were learning at the first module. Therefore, the welcome survey was completed by 56% of all course participants who started the first module and the numbers of people learning perhaps would be double from what we collected from the survey. The graph bellow shows which countries where most of the participants were from. 62% of all respondents of the welcome survey came from the following 12 countries out of 62 countries identified by participants. Comparing to the previous MOOC edition we can see the same 3 countries from the last year’s top 4: Romania, Spain and Italy and Turkey jumping to the 3rd from the 7th place in 2016. Lithuania ranking the 5th in this list, while having rather small population (less than 3 mill. Inhabitants). This can be explained by rather active promotion of the course as Lithuanian NA was coordinating this MOOC edition.

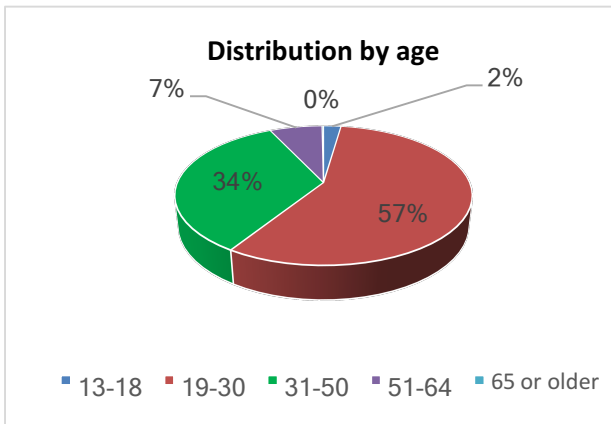
2017 4th ed. Top 12 countries where participants were from (source: Welcome survey)



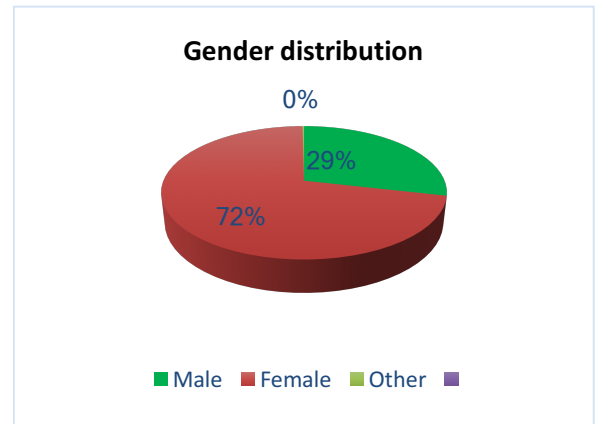
When it comes to the age of participants, we can see that clear majority, 57% of participants were between 19 and 30 years old, the second biggest age group was from 31 to 50 years, making 34% of all respondents. Age distribution is very like in the previous 3 courses.

We also were interested in gender distribution, again similarly to the first three MOOC editions, more than 2/3 of participants were women.

4.2 Participants distribution according to their age (source: Welcome survey)

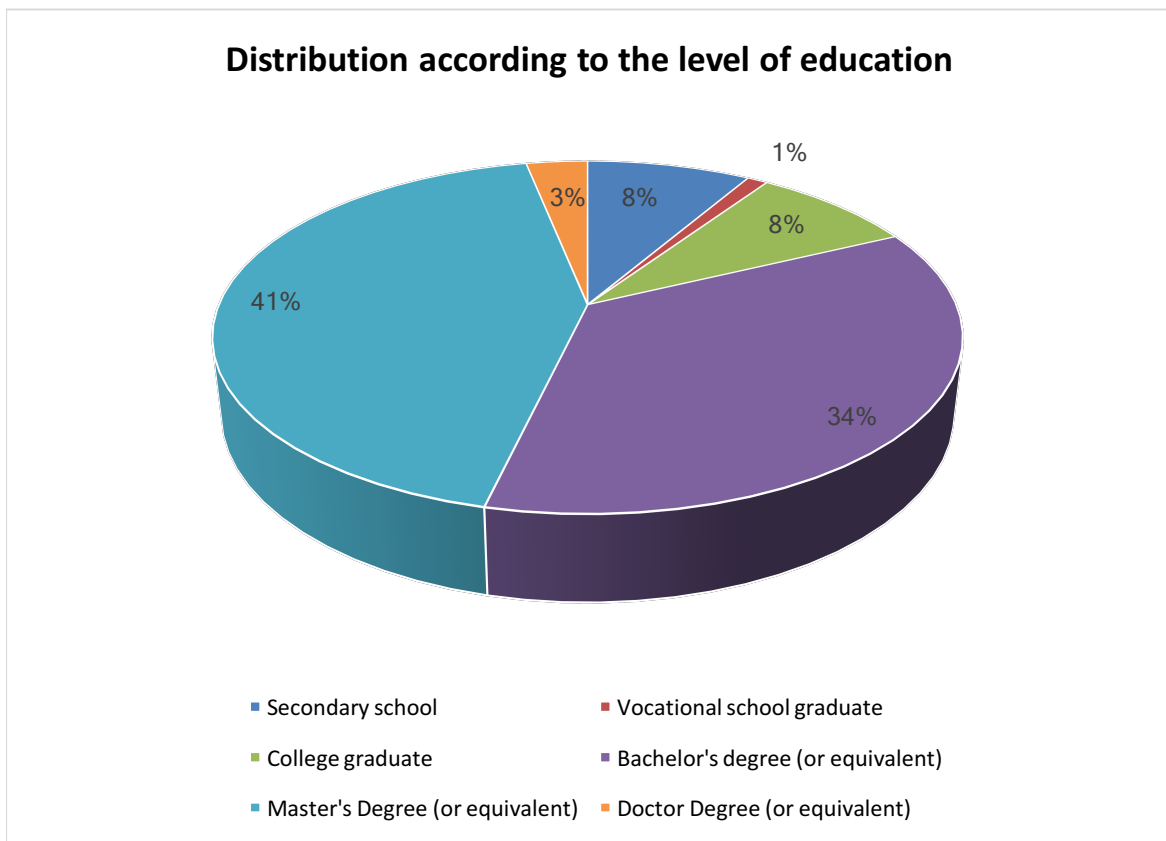


4.3 Participants distribution according to their gender (source: Welcome survey)

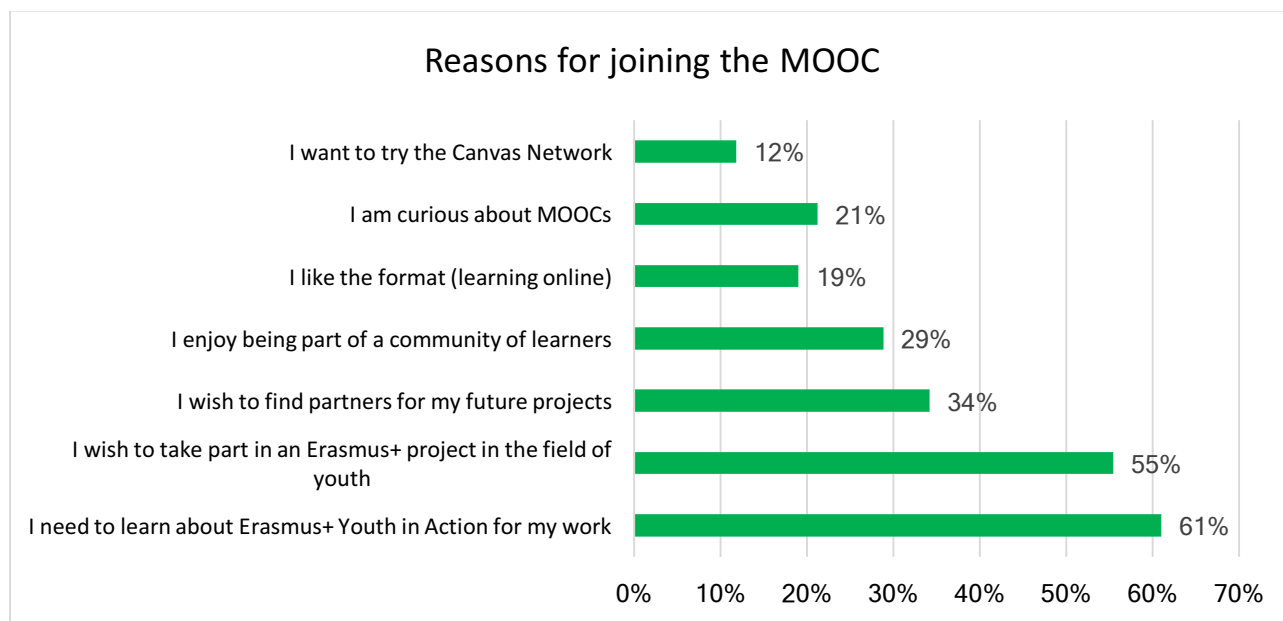


The graph no. 4.4 shows participants' distribution according to the level of education. The tendencies were the same and matching global tendencies that majority of MOOC participants are rather educated and feeling comfortable with self-directed learning online. Thus, almost half (41%) of participants were with Master's degree (or equivalent) and 34% were with Bachelor's degree, equally 7% of participants were with secondary school and college degrees.

4.4 Participants distribution according to their level of education (source: Welcome survey)



4.5 Participants distribution according to their interest in this MOOC (source: Welcome survey, participants could choose more than one option)



The graph above shows expectations of participants and reasons that brought them to learn at this MOOC. Learners could choose more than one option. The prevailing expectations were to learn about Erasmus+ Youth because it was needed for participants' work (61%) and because they wanted to take part in projects themselves (55%). One third of participants (34%) chose that they were learning because they wished to find new partners for projects and 30% of the entire group wanted to learn because they enjoy being part of learners' community.

5. LEARNING PROCESSES AND CONTENTS

Like the first MOOC this one was structured into 6 thematic modules:

- Module 1: General overview of Erasmus+ Youth in Action
- Module 2: Youth Exchanges
- Module 3: International volunteering activities
- Module 4: Mobility of youth workers
- Module 5: KA3 Structured dialogue
- Module 6: Application procedures

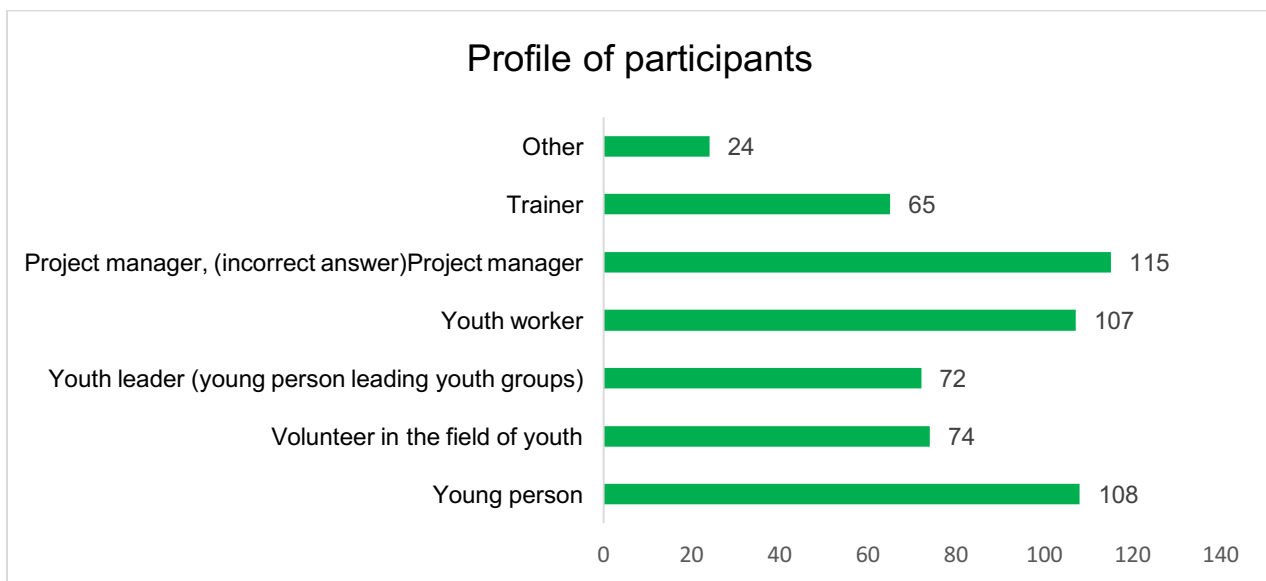
Each module was structured into 7-9 sessions offering various interactive learning content online that was uploaded to the Canvas.net MOOC platform <https://www.canvas.net>.

Participants were learning through animated videos, pre-recorded video interviews, video examples from projects and educational texts. Throughout the course time participants could take part in forum discussions facilitated by the 2 facilitators of this MOOC.

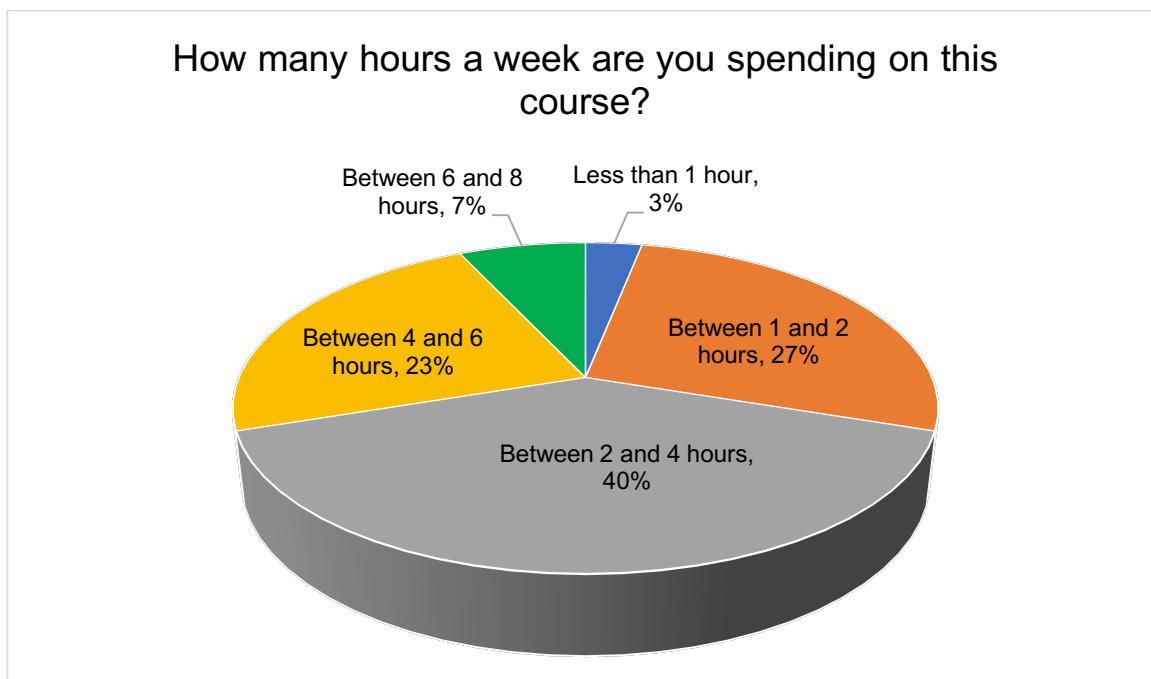
Participants' could "practice" their knowledge by taking practice quizzes (12 in total).

Successful completion of modules enabled participants to unlock 2727 content-related Open Badges.

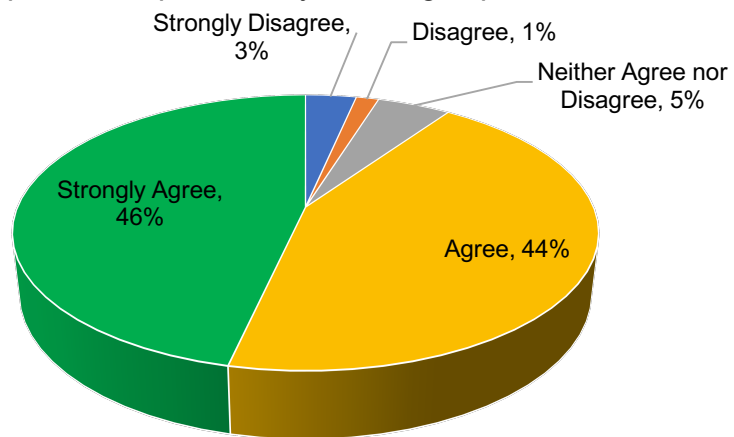
269 people responded to the questions of the Mid-term survey, providing with the information for insights about their MOOC learning experiences.



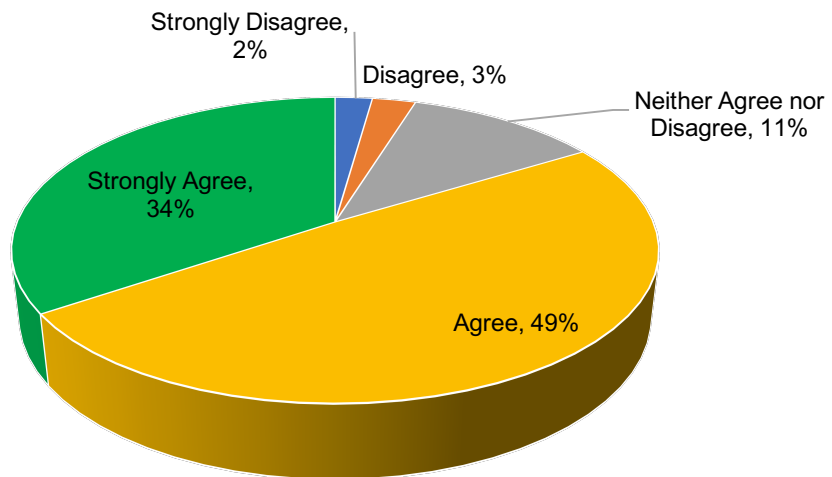
Participants could choose more than one option. The most popular choice was “Project manager” followed by “Youth worker” and “Young person”.



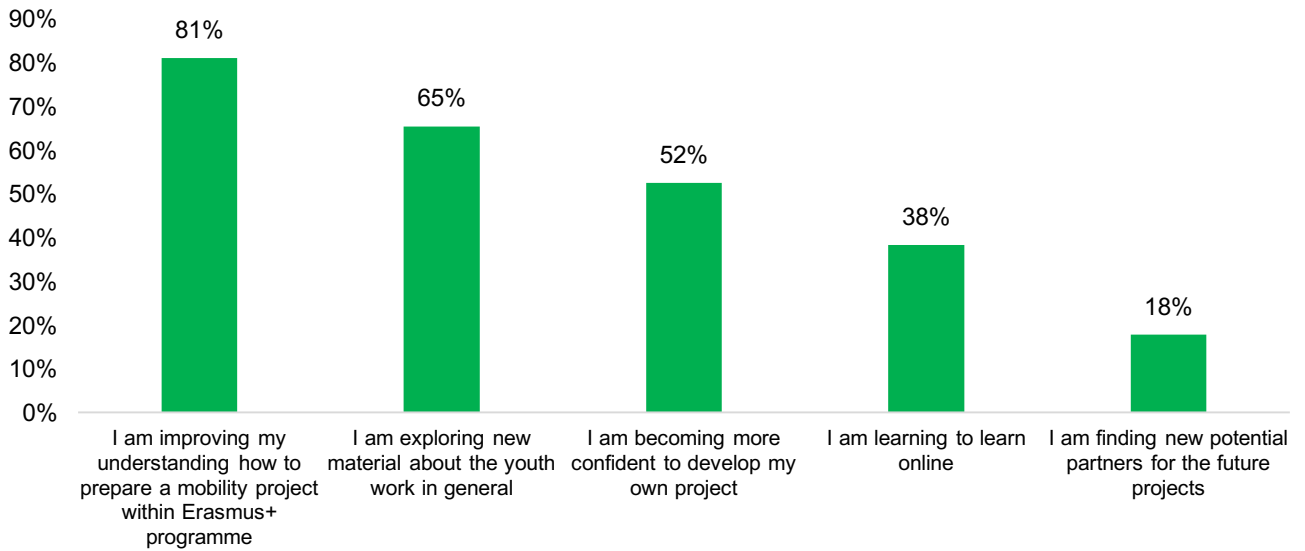
The course materials (lectures, videos, documents) have a positive impact on my learning experience



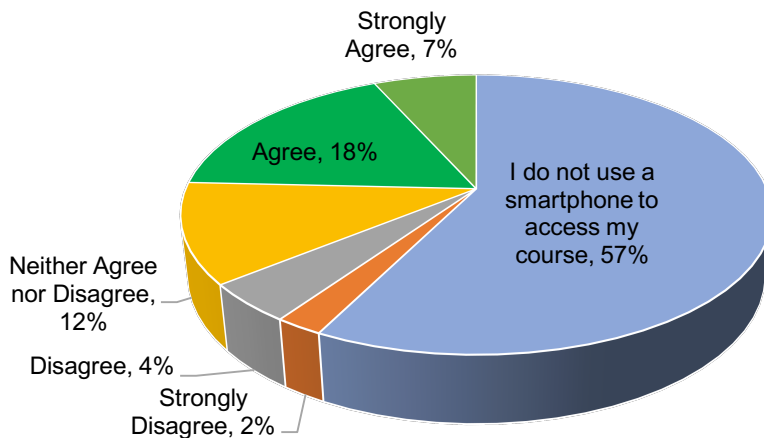
The course activities (discussions and quizzes) have a positive impact on my learning experience



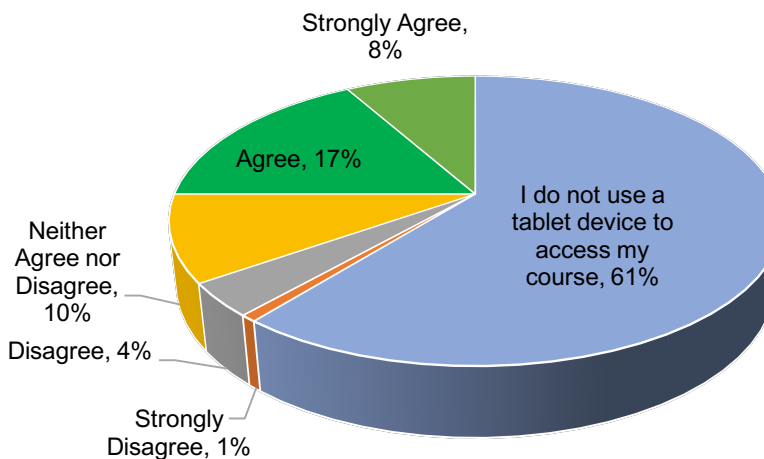
In what ways is this course helping you meet your personal or professional goals?



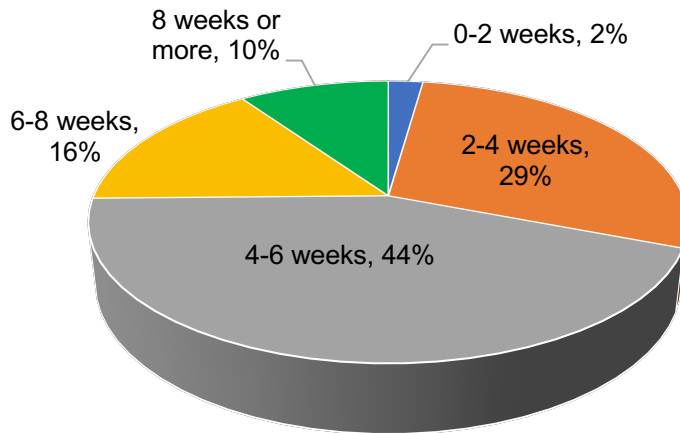
I have a positive user experience when I access my course on my smartphone



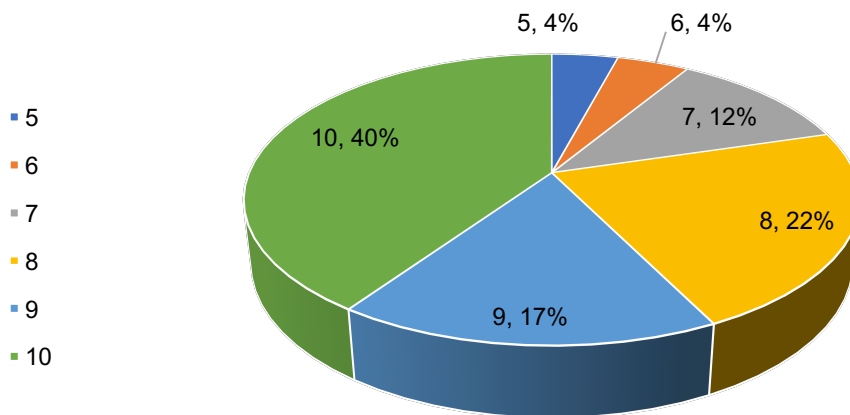
I have a positive user experience when I access my course on my tablet device



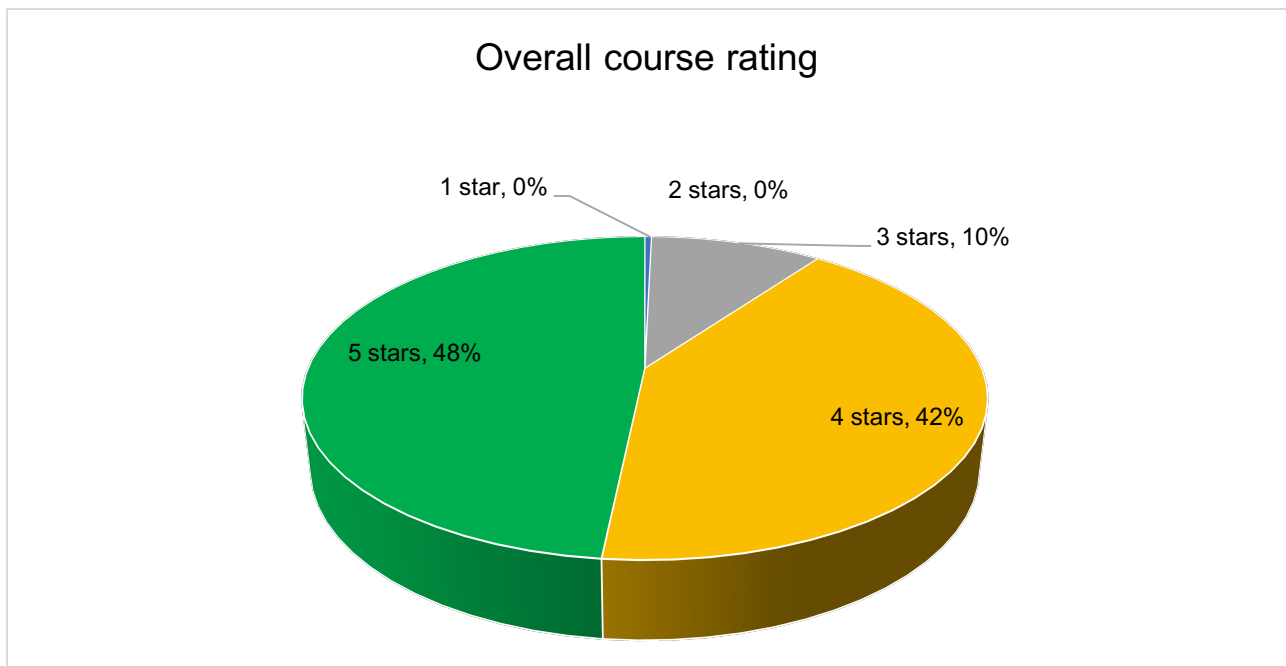
Ideally, how long should Canvas Network Course last?



How likely are you to recommend a course on Canvas Network to a friend?



Participants could choose between 0 and 10, where 0 means “not likely at all” and 10 – “most likely”. Only 1% of all respondents chose answers between 0 and 4. Therefore, this graph shows how respondents answers split across the top points between 5 and 10. 91% choose between 7 and 10, thus most likely recommending this course for others.



General conclusions about participants learning process and contents

The mid-term survey was taken by around 269 participants and the outcomes and learning points are rather like the previous MOOCs.

The participants of the course are a variety of profiles which was like last time and corresponds with the set objectives of the course.

A general very satisfied group of people (at least those who filled in the survey) that tell us they are learning and the tools provided for learning (video's, for a, discussions, interviews...) are adequate and appreciated.

Majority of MOOC participants were satisfied with the overall course experience. 90% of respondents of them gave 4 and 5 stars in the overall rating of the course.

Most of the participants agreed or strongly agreed that course materials (lectures, videos, documents) and course activities (discussions and quizzes) had a positive impact on their learning.

The duration of the course seems also to please most of the learners. 91% of people also seem to want to recommend the course to other friends and colleagues (marked the choice from 7 to 10). Again rather similar opinion by learners comparing to 2016 MOOC.

The estimated course commitment (3-4 hours per week) and course duration in length (4 weeks) corresponded to participants' feedback. 63% participants were spending 2-6 hours per week studying course material; 7% were spending 6 - 8 hours per week and almost 27% of participants spend up to 2 hours per week.

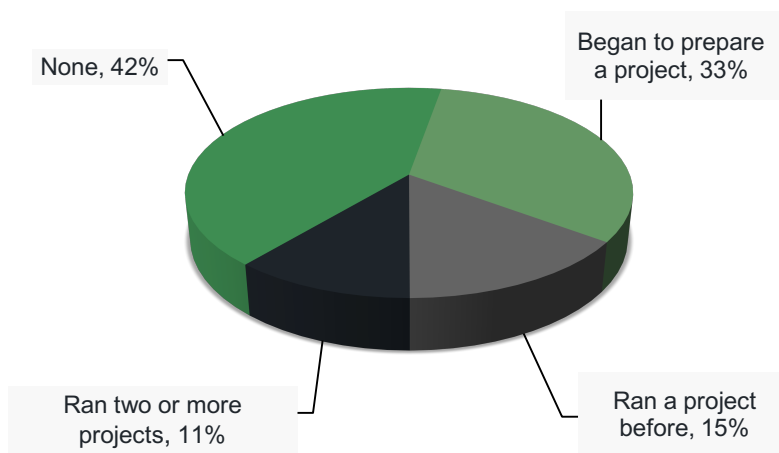
Most learners are hanging on the desktop computer to follow the MOOC and 57% of all respondents identified they are not using smartphones and 61% do not use tablets. However, those who do, value the experience positively.

6. MOOC ACHIEVEMENTS

4th edition of MOOC about Erasmus+ Funding Opportunities for Youth achieved its objectives and reached the expected profile of participants. Those participants who completed the requirement of the courses provided feedback regarding the course by completing the Youthpass request form.

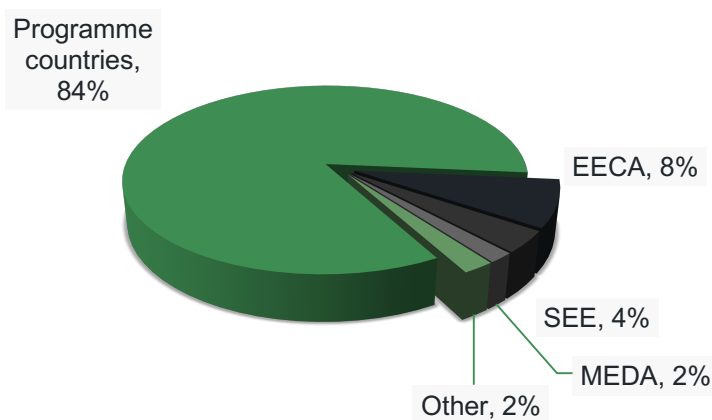
The MOOC completion data shows that 83% of all respondents from the final survey are working directly with young people. Almost 3/4 of participants (74%) who completed the course and received the Youthpass Certificate did not have previous experience with Erasmus+: Youth in Action or began to prepare a project.

6.1 Participants previous experience with Erasmus+: Youth in Action



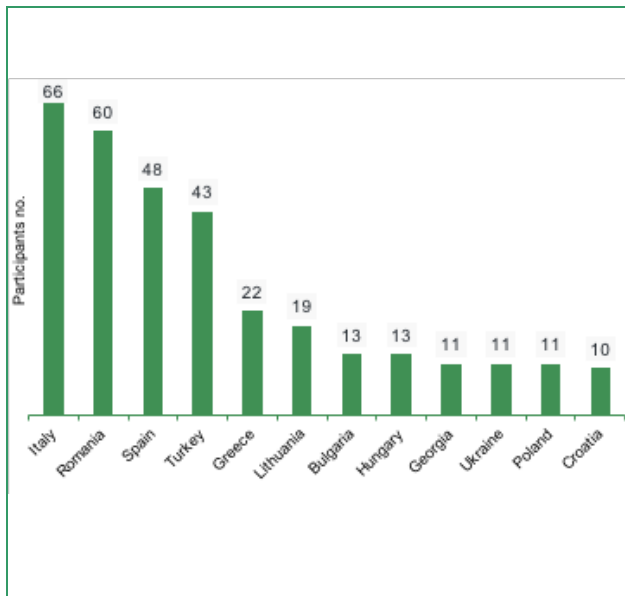
The following graph shows that 84% of participants who received Youthpass are from the programme countries, while 8% are from EECA region, 4% - from SEE and 2% from MEDA region.

6.2 Geographical distribution of participants

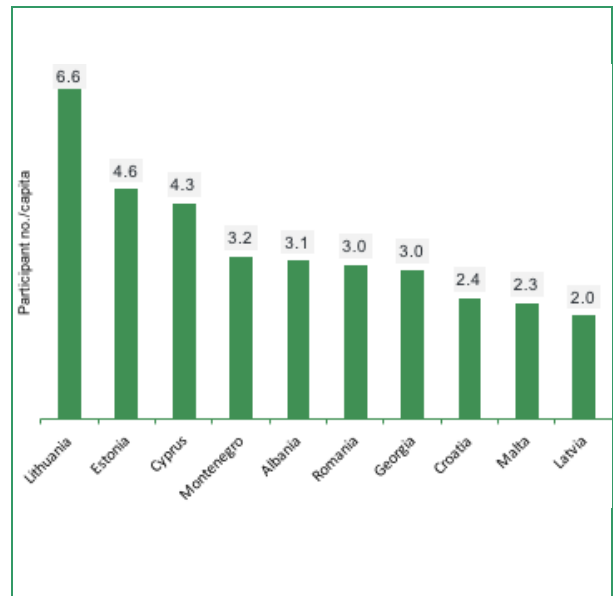


Most represented top 14 countries can be seen in the graph no. 6.3. Romania, Spain, Greece, Italy stand out as the most represented countries.

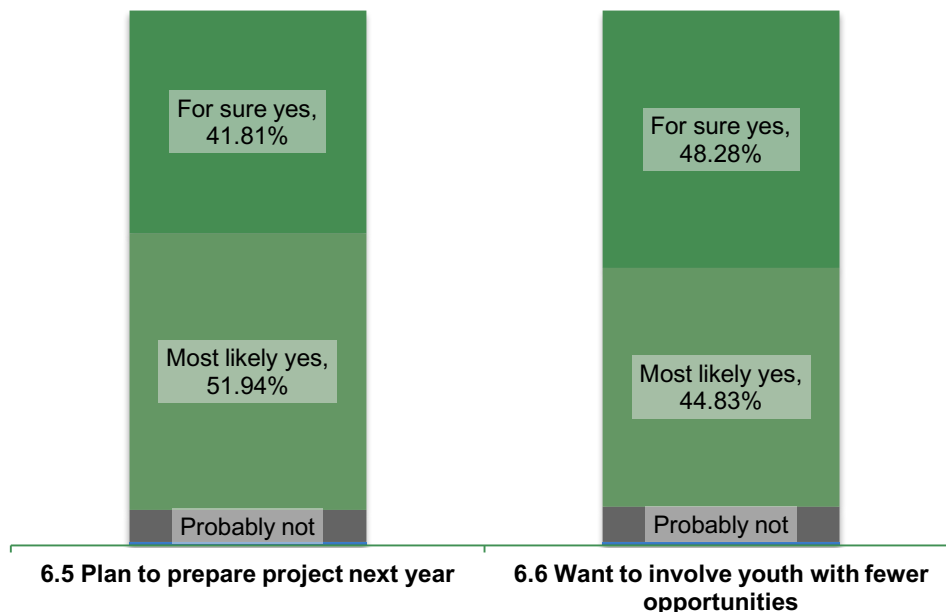
6.3 Completion rates: Top 14 countries by number of participants in total (source: Youthpass data)



6.4 Completion rates - Top 11 countries by number of participant per capita, 1 participant = 1 million (source: Youthpass data)

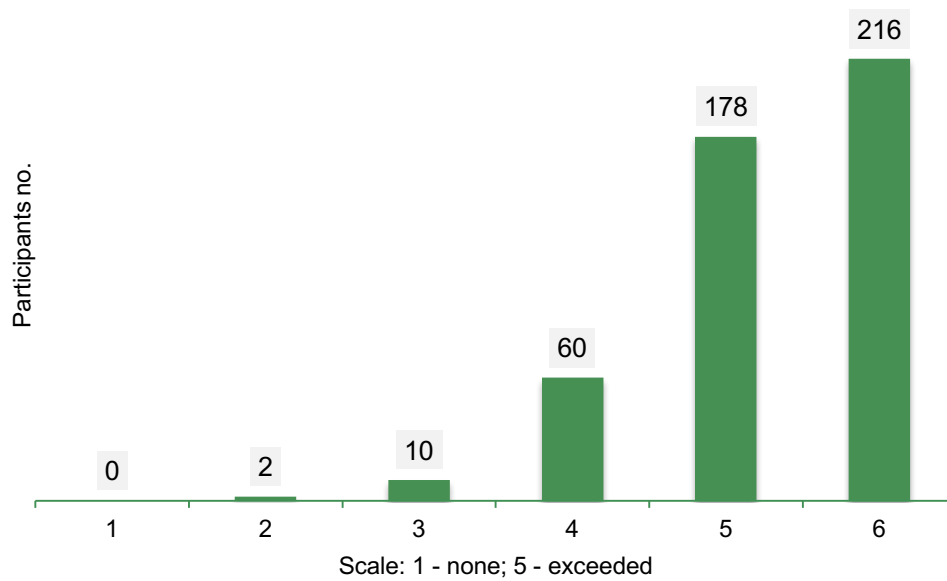


We wanted to find out if participants are going to prepare a real Erasmus+ project and if they have intentions of involving young people with fewer opportunities. Majority of participants (93%) were positive. More than 93% of participants are most likely will prepare a project next year.



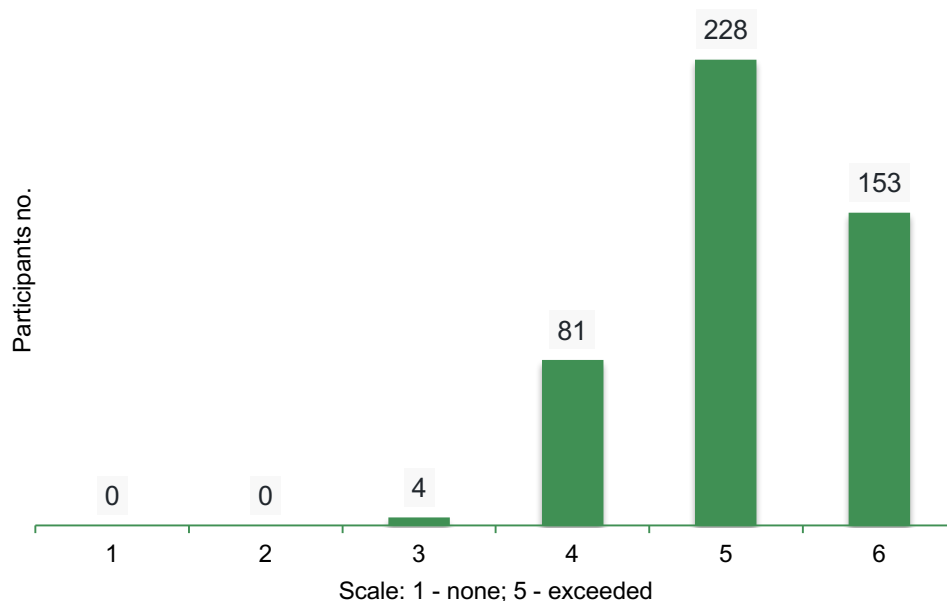
We asked participants, if they think that learning from this MOOC can be applied to their life and work context. 98% of participants were positive and found their learning applicable, as shown in the graph 6.7 (in the next page):

6.7 Possibility to apply MOOC learning to real life



We asked participants to evaluate to what extent this MOOC created opportunities to fulfil their learning expectations? In the graph below we can see that 82% feel very positive and that course fulfilled or even exceeded their expectations.

6.8 Fulfilment of participants' expectations



7. RECOGNITION OF LEARNING AND ACHIEVEMENTS

This online course implemented a combined system of recognition of learning and achievements. Digital Open Badges and Youthpass certificate was offered for participants of the course. It is common practice in online course to use digital badges. Badges we issued automatically, after participants were successfully completing the minimum necessary criteria set for each module (e.g. view all content, complete quizzes).

Image: Example of digital Open Badge



Earned badge appeared on the profile of participant and in the overall statistics of the course progress. Digital Open Badges has encoded data inside the image. This solution enables participants to download their badges and upload their badges to other platforms that use the same standard of Open Badges. More information about Open Badges can be found here: <https://openbadges.org/>

This course is funded through Erasmus+ and therefore Youthpass certificate was issued for those participants who completed at least Module 1 and Module 6 and one from modules 2, 3, 4 or 5. To receive a Youthpass certificate, participants needed to share their reflection of learning on a forum discussion and provide with the feedback evaluation of the course experience.

8. BUDGET

Below is the summary of income and expenses of the 4th edition of MOOC about the Erasmus+ funding opportunities for youth:

1. Income, Euro		2. Expenses, Euro	
1.1 Lithuanian NA	4.720,05	2.1 Course review and launch	2.030,00
1.2 Spanish NA	3.800,00	2.2 English proofreading	400,00
1.3 German NA	2.800,00	2.3 Course facilitation	8.120,00
1.4 Hungarian NA	1.600,00	2.4 Course statistics and reporting	580,00
1.5 Estonian NA	1.600,00	2.5 Preparation and evaluation meetings	580,00
1.6 Italian NA	1.000,00	2.6 Creating new sessions	4.640,00
1.7 Croatian NA	1.000,00	2.7 Visual design	837,09
1.8 Liechtenstein NA	700,00	2.8 Other expenses	32,96
Total: 17.220,05		Total: 17.220,05	

9. CONCLUSIONS AND RECOMMENDATIONS

The organisers of the 4th edition of the course made the following conclusions and recommendations:

- The course achieved its aims and objectives and provided opportunities for participants to gain new knowledge and understanding of the Erasmus+ funding opportunities for youth.
- When compared to the previous editions of this MOOC, the 4th edition had lower enrolment numbers (1st edition - 3714 enrolled participants, 2nd edition – 4022, 3rd edition – 3183) however, the organisers could not identify, if this is an emerging trend neither the reasons for the dropping numbers.
- The promotion of the course as learning opportunity remains an important aspect as it influences the final numbers of enrolled participants. The hosting national agency put extra efforts to create professional visual identity of the course. This created new opportunities to better promote the course using social media channels. Other national agencies used visuals to communicate about the course online.
- Based on the data collected and content of discussions during the course, the conclusion was made that the profile of participants matched the expect profile of participants for this course. They were rather beginners and did not have experience and knowledge of Erasmus+ youth.
- It is recommended that for the future edition of the course to considerably update the content of the module about International volunteering activities and content of the module about how to fill in the application. Both modules are getting out dated due to the recent changes in the Erasmus+ programme.

Annex 1. List of participants

This is the list of participants by countries and programme regions. It includes only participants who completed MOOC and were issued Youthpass Certificates.

Contacts of participants may be requested from organisers of MOOC course, moooyouth@gmail.com.

Countries	Participants	Countries	Participants
PROGRAMME COUNTRIES		PARTNER COUNTRIES	
Total:	392	Total:	62
Austria	5	<i>Easter Europe and Caucasus</i>	37
Belgium	4	Armenia	5
Bulgaria	13	Belarus	2
Croatia	10	Georgia	11
Cyprus	5	Moldova	2
Czech Republic	3	Russian Federation	6
Estonia	6	Ukraine	11
Finland	6	<i>MEDA</i>	8
France	9	Egypt	2
Germany	5	Israel	1
Greece	22	Lebanon	2
Hungary	13	Palestine	1
Ireland	5	Tunisia	2
Italy	66	<i>South East Europe</i>	17
Latvia	4	Albania	9
Lithuania	19	Bosnia and Herzegovina	2
Malta	1	Kosovo	1
Netherlands	2	Macedonia (FYROM)	3
Norway	3	Montenegro	2
Poland	11	OTHER countries Total:	10
Portugal	7	Aruba	1
Romania	60	Ecuador	1
Serbia	9	India	2
Slovak Republic	6	Libya	1
Slovenia	1	Malaysia	1
Spain	48	Nigeria	1
Sweden	2	Philippines	1
Turkey	43	Tanzania	1
United Kingdom	4	Vietnam	1

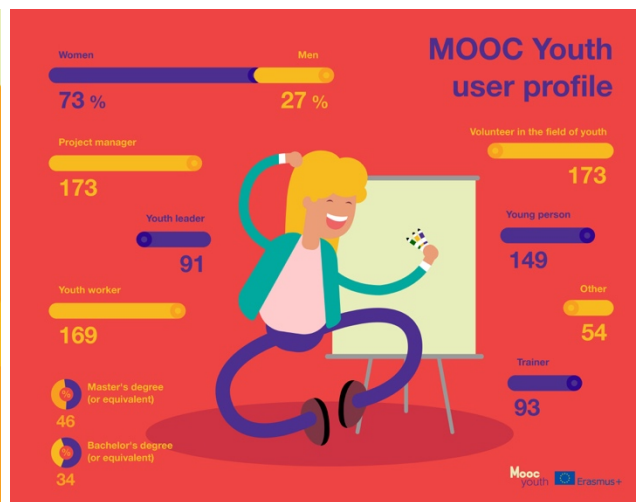
Annex 2. MOOC design 2017 and print screens of MOOC delivery

In 2017, Lithuanian NA made decision to boost the promotion with some branded visuals, which were used to update social channels and to provide visual communication images and “shareables”

Enroll
Join now

- ▶ | Course date
Oct 16 – Nov 20 2017
- 🔍 | Requirement
Be interested
- ⏸ | Duration
5 weeks
- 🗉 | Course type
With facilitators
- 📅 | Commitment
3-4 hours/week
- 📜 | Credential
Badges and Youthpass

Mooc youth
Erasmus+ funding opportunities for Youth



TOP 5 MOOC Youth expectations



I need to learn about Erasmus+ Youth for my work



I wish to take part in Erasmus+ project in the field of youth



I wish to find partners for my future projects



I enjoy being part of a community of learners



I like the format of learning online

In what ways MOOC Youth helped you



MOOC Youth achievements



The course attracted



Participants from Programme Countries: European Union, EFTA countries and Turkey



Participants from Partner Countries: Eastern Europe and Caucasus, South East Europe, Mediterranean countries



Participants from other countries: Guatemala, Argentina, Pakistan, Nepal



Massive Open Online Course (MOOC) is an online course that provides an engaging and fun learning through videos, readings and other media, where the learners can engage through forum interactions and feedback.

Achievements



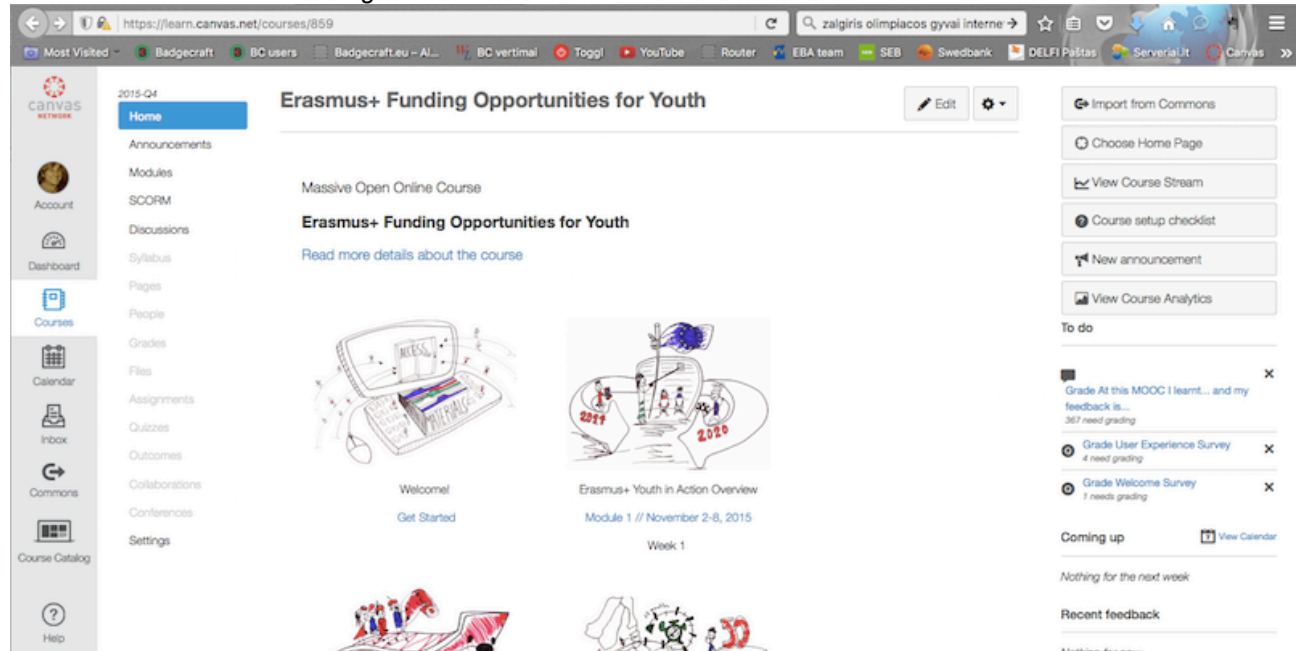
Participant's feedback



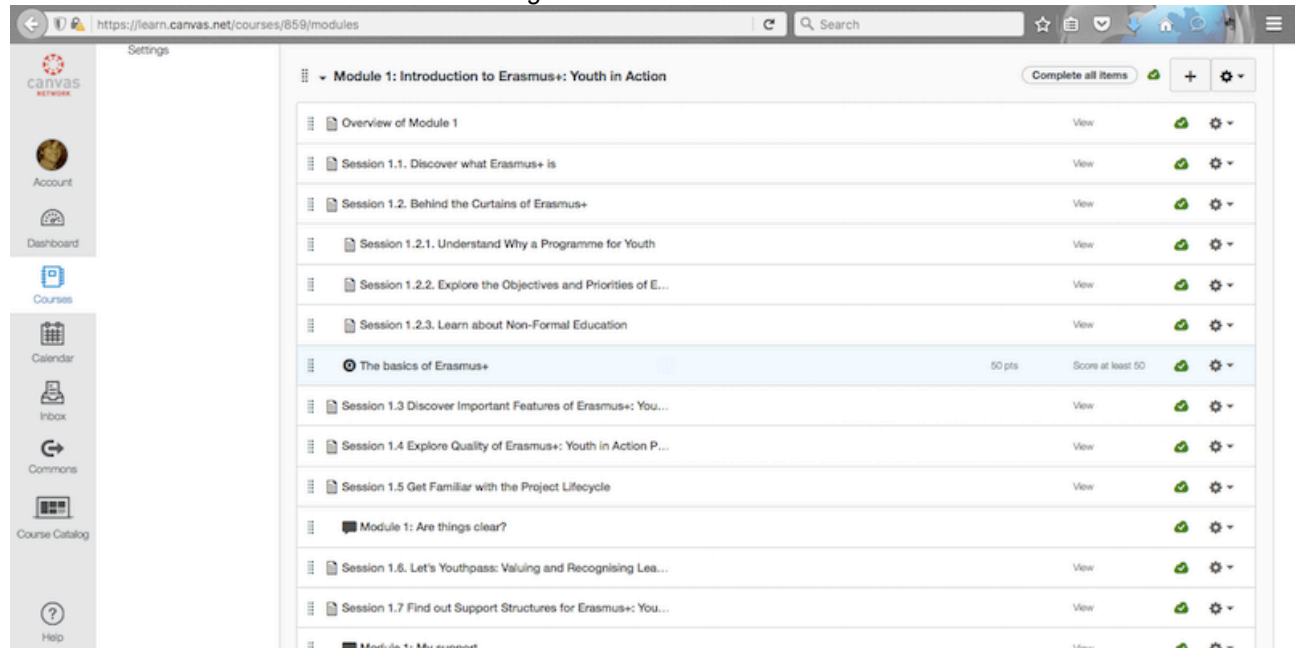
Interested to preview the content of MOOC Youth?
Visit YouTube channel
<https://goo.gl/cVpcgH>
"MOOC on Erasmus Plus"

These are few of the print screens, which illustrate how the MOOC was delivered.

Print screen no. 1. Home navigation view



Print screen no. 2. Module and session navigation view



Print screen no. 3. RSA-style video explaining the essentials of Youth Exchanges

https://learn.canvas.net/courses/859/pages/session-2-dot-1-discover-what-a-youth-exchange-is?module_

Session 2.1. Discover What a Youth Exchange is

An international youth exchange is a partnership between two or more youth groups of equal size, across national boundaries, involving young people within defined age groups to exchange their views, ideas, perspectives, attitudes and to learn to work together and become enriched by their differences.

The diagram illustrates the 'triangle of EVS' (Exchange of Views and Services) with red arrows connecting three main locations: London (UK), Rome (Italy), and Paris (France). The text 'AN INTERNATIONAL EXCHANGE IS A PARTNERSHIP' is written in the top left. Other elements include a red double-decker bus, a red train, a red boat, and various architectural landmarks like Big Ben, the Colosseum, and the Eiffel Tower. The diagram is presented as a video player with a progress bar at 0:14/3:04.

Print screen no. 4. Practice Quiz to repeat and memorise knowledge of the EVS module.

https://learn.canvas.net/courses/859/quizzes/7484

Take the quiz again

Attempt history

Attempt	Time	Score	
LATEST	Attempt 1	less than 1 minute	7.5 out of 80

Submitted 22 Jan at 20:13

Question 1 0 / 10 pts

What are the main actors in so called the "triangle of EVS"?

National Agencies of Hosting and Sending countries and a volunteer

Volunteer, Hosting organisation and Sending organisation
Great! Correct answer.

National Agency, volunteer and Local community

Hosting organisation, Coordinating organisation and the local community
Nope. Try again.

Correct

You Answered

Related items

- Quiz statistics
- Moderate this quiz

Last attempt details:

Time:	less than 1 minute
Current score:	7.5 out of 80
Kept score:	7.5 out of 80

1 Attempt so far
View previous attempts
Unlimited attempts

Take the quiz again
(Will keep the highest of all your scores)

Print screen no. 5. Embedded videos with examples from training projects

The screenshot shows a Canvas LMS interface. On the left is a navigation sidebar with icons for Account, Dashboard, Courses, Calendar, Inbox, Commons, Course Catalog, and Help. The main content area features a video player with the title "Making the Difference: North-South PBA" and a subtitle "from Erasmus+: Aktiv Ungdom". The video thumbnail shows a wooden board with a map of Europe and the text "Making the difference". Below the video player, there are two icons: a quote icon and a transcript icon. The quote icon is followed by the text "Source: Making the difference - a North-South PBA from Erasmus+: Aktiv Ungdom on Vimeo". The transcript icon is followed by the text "The transcript of this video is available here". Below this, there is a section titled "Training course 'Facilitarium'" and a paragraph of text: "This training course was organised by Loesje Estonia from 3rd to 11th May 2014 in Vaskna, Estonia and invited 21 youth leaders, trainers and educators from 10 countries to discover what is visual and graphic facilitation and how drawing and sketching can be helpful in organisation and design of the learning process." Below the paragraph, there is a section titled "Facilitarium: Enhanced Learning Process by Visual Tools".

Print screen no. 6. Re-used UK NA webinar sessions on how to fill in the KA1 Application

The screenshot shows a Canvas LMS interface. On the left is a navigation sidebar with icons for Pages, People, Grades, Files, Assignments, Quizzes, Outcomes, Collaborations, Conferences, Settings, Calendar, Inbox, Commons, Course Catalog, and Help. The main content area features a video player with the title "Application form: D - Description of the Project and E - Participants' Profile NEW". The video thumbnail shows a slide with the Erasmus+ logo and the text "Application Form Call 2015 KA1 - Learning Mobility of Individuals youth mobility". Below the video player, there is a paragraph of text: "The project proposal should correspond to the objectives of the Action (KA1), which are defined in Part B 'what are the aims of a mobility project' of the Programme Guide. In particular, Youth Exchanges and European Voluntary Service correspond to the objectives of learners' mobility, while mobility of youth workers correspond to the objectives of the mobility of staff." Below the paragraph, there is a section titled "Application Form" and a paragraph of text: "Please describe for each planned activity the background and needs of the participants involved and how these participants have been or will be selected." Below the paragraph, there is a section titled "E.1. Participants with Fewer Opportunities" and a paragraph of text: "Does your project involve participants facing situations that make their participation in the activities more difficult?" Below the paragraph, there is a section titled "E.2. Learning Outcomes".